


Cutting Instructions



- ❑ Blocks: Three 2" strips WOF* of each of three fabrics (contrasting light, medium and dark values), plus a 2" x 6" strip of each colour.
- ❑ Borders: Four 3 1/2" strips WOF (suggest medium value)
- ❑ Binding: Three and a half 2" strips WOF (suggest dark value)
- ❑ Backing & Batting: 31" square

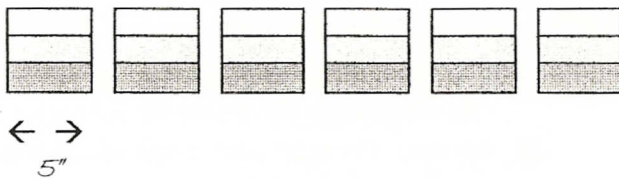
Sewing Instructions

Step 1:




- ❑ Sew one 2" strip of each of the light, medium and dark fabrics together, making sure that each set has the fabrics in the same order.
- ❑ Press the seams in one direction, typically from light to dark.
- ❑ The strip set should measure 5" tall.
- ❑ Make three WOF strip sets, plus a 6" strip set.

Step 2:



- ❑ Cross-cut the strip sets into 5" squares. You should get 8 cross-cuts from each WOF strip set, plus one from the 6" strip set.

Step 3:



- ❑ Arrange the squares in 5 rows of 5 blocks.
- ❑ Sew the blocks into rows, making sure that the arrangement of the colours remains correct.
- ❑ Sew the rows together.
- ❑ The top should now measure 23" by 23".

Step 4:

- ❑ Add the 3 1/2" border strips.
- ❑ The top should now measure 29" by 29".


Step 5:

- ❑ Layer with batting and backing and quilt.
- ❑ Put on the binding and label.

*WOF = Width of Fabric

Variations

Basket Weave:



Cutting Instructions Changes:

- Blocks: Six 2" x WOF light value fabric
- Blocks: Six 2" x WOF medium value fabric
- Borders, etc. as on page 1

Sewing Instruction Changes:

- Make two light - medium - dark strip sets.
- Make two medium - light - medium strip sets.
- Tip: use dark coloured thread for 'stitch in the ditch' quilting to enhance the basket weave effect.

Trip Around the World:



Cutting Instruction Changes:

- Blocks: Three 2" x WOF for each of three colours (two or three fabrics for each colour)
- Blocks: Three 2" x 6" strips of neutral fabrics (one of each fabric)
- Borders, etc. as on page 1

Sewing Instruction Changes:

- Make one green strip set
- Make one pink strip set
- Make one neutral strip set.
- Sew the three 2" x 6" strips of neutrals together to make a single block. Trim to 5" square.